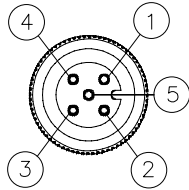


Used On	Scale 1:1	Title M12 x 5F to M8 x 4F, Length 0.5m	Drawing Number 6293/8		
			Issue 1	ECN -	Notes Drawing Created
					Date 04/07/2023

Specification

Connector 1: M12 A-coding 5 pin female
 Connector 2: M8 4 pin female
 5 wires, 4 Connections
 Wire Gauge: 24AWG
 Conductor stands: 41x0.08mm
 Connector type: Moulded
 Connector seal rating: IP67
 Braided: Yes
 Braid type: Tin plated copper
 Jacket material: PUR
 Temp range (flex): -30°C to 85°C
 Jacket diameter: 4.6mm ±0.15mm


M12x5 Female (Moulded)
View from front



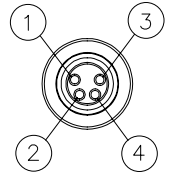
1	Brown
2	White
3	Blue
4	Black
5	Grey

5 Pins, 5 wires, 5 connections
(Shield connected to lock nut).

500 ± 50



M8x4 Female
View from front



1	Brown
2	White
3	Black
4	Blue

We reserve all intellectual property rights in connection with this document.
 Copyright © - Level Developments Ltd
 Confidential - Do Not Distribute



Third Angle Projection

Finish	Tolerances	XX. +/- 1.0	Material	Level Developments Ltd	
	Unless Stated	XX.X +/- 0.25		Croydon, Surrey, CR0 2DN t.+44 (0)20 8684 1400	
	Otherwise	XX.XX +/- 0.1	Drawn By JHL	Date 04/07/2023	